

High Mast



High Mast is available in a small (400W) and a large (1000W) size with integral control gear to suit many major road lighting applications. Both fittings incorporate an internal reflector rotational adjustment system for

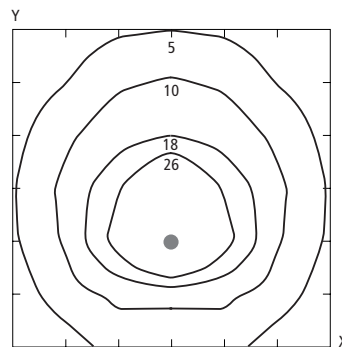
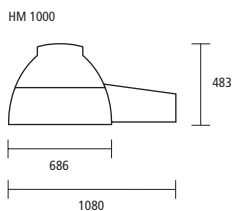
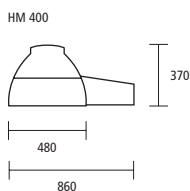
complex roadway installations.

Applications

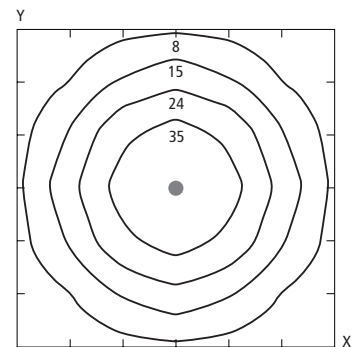
- Freeway Flyovers
- Large Roundabouts
- Major Intersections
- Large Carparks



Photometric design data



Horizontal illumination – High Mast HM400SONT
 Mounting height – 10.5m Area – 48m x 48m
 X increments = 8.0m Y increments = 8.0m
 Plane height = 0.0m Aiming angle – 5°
Windage – 0.292 m² **Weight** – 0.00 kg



Horizontal illumination – High Mast HM1000SON
 Mounting height – 15m Area – 60m x 60m
 X increments = 10.0m Y increments = 10.0m
 Plane height = 0.0m Aiming angle – 5°
Windage – 0.453 m² **Weight** – 0.00 kg

Wired to AS3137 and EMC approved
 Fits 32mm nominal bore pipe bracket or 40mm as an option.

Product reference

Lamp ordered separately

HM400SON	small	NAVT400
HM1000SON	large	NAVT1000
HM1000NG	no control gear	