

JET 2000 Flood

IP65




JET 2000 offers maximum performance from a 2kW metal halide lamp. There are two light distributions available, narrow and medium beams for precise illumination design on major sports venues. JET 2000 has the facility for the

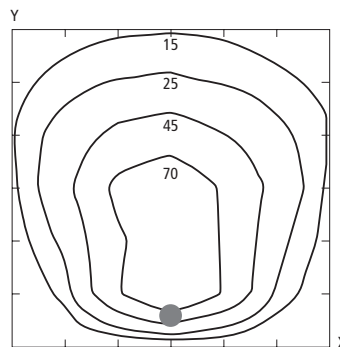
lamp igniter to be mounted integrally and control gear is remote.

Applications

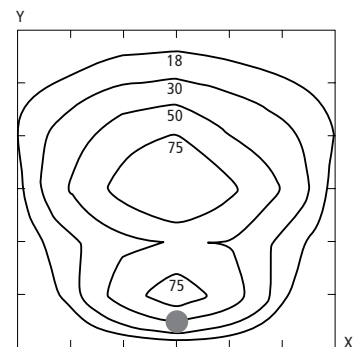
- Sports Fields
- Bowling Greens
- Cricket Ovals
- Recreational Areas
- Container Terminals
- Bulk Storage Facilities



Photometric design data

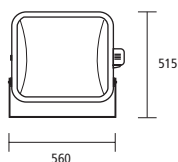
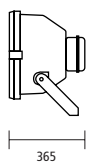


Horizontal illumination – JET2000 HQIT (MB)
 Mounting height – 21.0m Area – 60m x 60m
 X increments = 10.0m Y increments = 10.0m
 Plane height = 0.0m Aiming angle – 60°
Windage – 0.312 m² **Weight** – 17.6 kg



Horizontal illumination – JET2000 HQIT (NB)
 Mounting height – 21.0m Area – 60m x 60m
 X increments = 10.0m Y increments = 10.0m
 Plane height = 0.0m Aiming angle – 60°
Windage – 0.312 m² **Weight** – 17.6 kg

See page 99 for remote control gear options.



Product reference

Lamp and control gear ordered separately

JET2000NNG	narrow	HQIT2000NES
JET2000MNING	medium	HQIT2000NES

Accessories

JET2000GUARD	mesh guard
JET20005BLOU	5 blade vertical louvre
JET2000HOOD	top hood
JET20004BLOU	4 blade/hood horiz. louvre