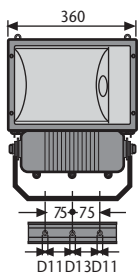
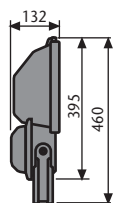


MACH 1 Symmetrical



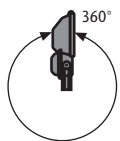
wind exposed surface = 0,130 m²

Dimensions (mm)

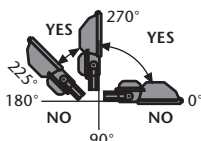


IP 66

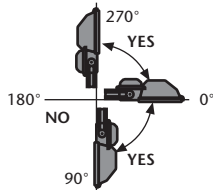
ST (SAP-T) E40 150-250W	
MT (JM-T) E40 150-250W	
MD (JM) FC2 250-400W	
SD (SAP) FC2 250-400W	



Working position
250W CL I

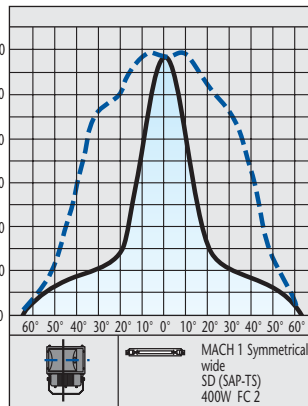
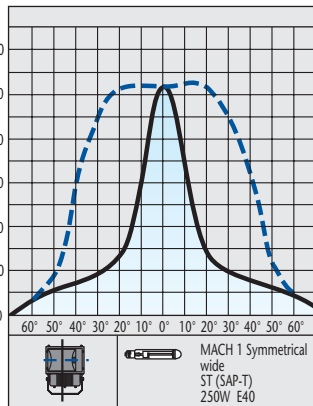
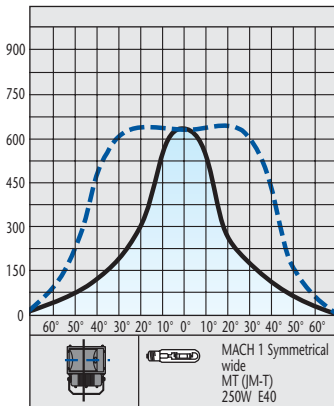


Working position
250W CL II



Working position
400W

Photometric data



Energy saving floodlight

Die cast aluminium body and frame coated with polyester powders in black colour complete with thermally isolated control gear housing.

On request white and only for E40 lampholder available also on titanium colour.

For Class II fixtures only in grey colour RAL 7035.

Reflector made of highly pure aluminium sheet, polished and oxidized.

The front glass is non-breaking type, sealed to the cover.

All the gaskets are in non degenerative silicon rubber.

Bracket made of galvanized painted steel with index for vertical orientation.

The removable control gear plate, made out for Class I of galvanized steel sheet, and for Class II of injection of self-extinguish thermoplastic material, is complete with connectors which allow a quick disassembly during maintenance operations. Electrical housing cover made of reinforced polypropylene.

Lampholder E 40 or FC 2, cable gland PG 13,5.

The double ended FC2 lamp allows an exact focal position ensuring high photometric performances and providing the maximum glare control glare.

All the electrical components are produced according to the Italian Quality Standards for power 230V – 50Hz and the projector is manufactured according to En 60598/1 rules.

Optical system

The version with two different reflectors:
Peened reflector for medium-wide beam.
Specular reflector for medium-narrow beam

CL I

CODE	DESCRIPTION	LAMP TYPE	WEIGHT (kg)	PACKING (pcs.)	PALLET (pcs.)	CBMS
50750	Black Body - E40 - peened	250W	5,15	1	60	0,02736
52000	White Body - E40 - peened	250W	5,15	1	60	0,02736
52001	Titanium Body - E40 - peened	250W	5,15	1	60	0,02736
50751	Black Body - E40 - specular	250W	5,15	1	60	0,02736
52002	White Body - E40 - specular	250W	5,15	1	60	0,02736
52003	Titanium Body - E40 - specular	250W	5,15	1	60	0,02736
50752	Black Body - E40 - peened	150W	5,15	1	60	0,02736
52004	White Body - E40 - peened	150W	5,15	1	60	0,02736
52005	Titanium Body - E40 - peened	150W	5,15	1	60	0,02736
50753	Black Body - E40 - specular	150W	5,15	1	60	0,02736
52006	White Body - E40 - specular	150W	5,15	1	60	0,02736
52007	Titanium Body - E40 - specular	150W	5,15	1	60	0,02736
50780	DRACO [CRL] Black - peened	MT (JM) 250W Philips type	8,05	1	56	0,02736
52040	DRACO [CRL] White - peened	MT (JM) 250W Philips type	8,05	1	56	0,02736
52041	DRACO [CRL] Titanium - peened	MT (JM) 250W Philips type	8,05	1	56	0,02736
52161	DRACO [CRL] Silver - peened	MT (JM) 250W Philips type	8,05	1	56	0,02736
52711	DRACO [CRL] Black - peened	ST (SAP-T) 250W	8,65	1	56	0,02736
52162	DRACO [CRL] Silver - peened	ST (SAP-T) 250W	8,65	1	56	0,02736
50758	NEKAR [CRL] Black - peened	MD (JM-FC2) 250W	8,56	1	56	0,02736
50759	NEKAR [CRL] Black - specular	MD (JM-FC2) 250W	8,56	1	56	0,02736
50778	NEKAR [CRL] Black - peened	MD (JM-FC2) 400W	10,00	1	56	0,02736
50779	NEKAR [CRL] Black - specular	MD (JM-FC2) 400W	10,00	1	56	0,02736
50760	NEKAR [CRL] Black - peened	SD (SAP-FC2) 250W	8,56	1	56	0,02736
50761	NEKAR [CRL] Black - specular	SD (SAP-FC2) 250W	8,56	1	56	0,02736
50786	NEKAR [CRL] Black - peened	SD (SAP-FC2) 400W	10,00	1	56	0,02736
50787	NEKAR [CRL] Black - specular	SD (SAP-FC2) 400W	10,00	1	56	0,02736
50515	KIT [CR]	MT-ST (JM-SAP) 250W	3,82	1	—	0,0057
50525	KIT [CR]	MT-ST (JM-SAP) 150W	2,98	1	—	0,0057

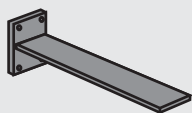
CL II □

CODE	DESCRIPTION	LAMP TYPE	WEIGHT (kg)	PACKING (pcs.)	PALLET (pcs.)	CBMS
50792	Grey Body E40 [CR] peened	M-S (JM-SAP) 250W	8,80	1	56	0,02736
50793	Grey Body E40 [CR] specular	M-S (JM-SAP) 250W	8,80	1	56	0,02736
50794	Grey Body E40 [CR] peened	M-S (JM-SAP) 150W	8,00	1	56	0,02736
50795	Grey Body E40 [CR] specular	M-S (JM-SAP) 150W	8,00	1	56	0,02736
50733	MERAK [CRL] peened - Grey	MT (JM) 250W Philips type	8,05	1	56	0,02736
50730	MERAK [CRL] specular - Grey	MT (JM) 250W Philips type	8,05	1	56	0,02736
50745	KUMA [CRL] peened - Grey	MD (JM-FC2) 250W	8,56	1	56	0,02736
50744	KUMA [CRL] specular - Grey	MD (JM-FC2) 250W	8,56	1	56	0,02736
50743	KUMA [CRL] peened - Grey	SD (SAP-FC2) 250W	8,56	1	56	0,02736
50742	KUMA [CRL] specular - Grey	SD (SAP-FC2) 250W	8,56	1	56	0,02736


ACCESSORIES AND SPARE PARTS

CODE	DESCRIPTION	WEIGHT (kg)	PACKING (pcs.)	COLOUR	CBMS
60101	Bracket 600 mm.	2,70	1	Silver	—
60099	Bracket 600 mm.	2,70	1	Black	—
60065	Grille	0,40	1	Black	—
60066	Louvre	0,83	1	Black	0,0042
07720	Glass	1,00	—	—	—
60089	Top pole device	1,30	1	Black	—
50530*	CL I empty gear plate	0,40	1	—	0,0010

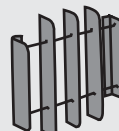
* For extra European countries only



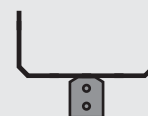
60099 - 60101
Bracket Length 600 mm
Ideal for lighting shop-windows.
Zinc plated and steel coated in black colour.



60065
Steel protection grille.
Zinc plated and steel coated in black colour.



60066
Steel protection louvre.
Zinc plated and steel coated in black colour.



60089
Top pole mounting device
in die cast aluminium Ø 60.
Zinc plated and steel coated in black colour.