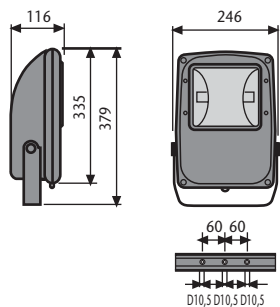


# MACH 3 Symmetrical



wind exposed surface = 0,075 m<sup>2</sup>

### Dimensions (mm)



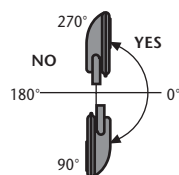
### IP 66

MD (JM-TS)	
70 - 150W RX7s	
SD (SAP-TS)	
70 - 150W RX7s	
HD	
max 300W	
R7s	



Working position  
MACH 3 MD (JM-TS)  
SD (SAP-TS)

Working position MACH 3  
with halogen lamp  
indoors



Working position MACH 3  
with halogen lamp  
outdoors

### Energy saving floodlight

For metal halide lamps or high pressure sodium for 150W RX7s socket.

In addition to the conventional warm or cold metal halide lamps, these floodlights are suitable to the innovative lamps with ceramic discharge tube. These luminous sources have excellent lighting characteristics as regards to constancy, colours and luminous efficiency during the entire life of the lamp.

Die cast aluminium body coated with polyester powders in black colour, titanium and silver on request.

Reflector made of highly pure aluminium sheet, polished and oxidized.

The front glass is non-breaking type, sealed to the cover.

All the gaskets are in non degenerative silicon rubber.

Bracket made of galvanized painted steel with index for vertical orientation.

The control gear plate, made out of galvanized steel sheet.

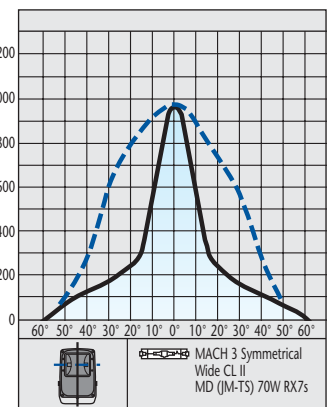
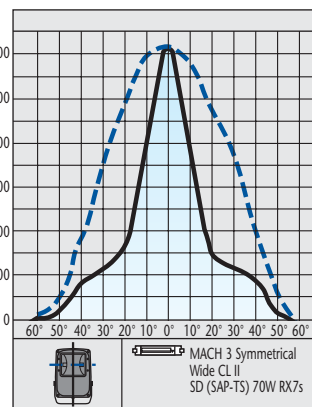
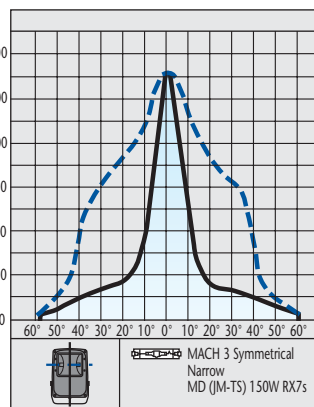
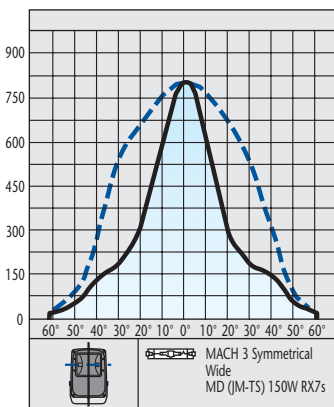
All the electrical components are produced according to the Italian Quality Standards for power 230V - 50Hz. All ballasts are complete with thermal protector.

The projector is manufactured according to EN 60598/1 rules.

### Optical system

The version with two different reflectors:  
Peened reflector for medium - wide beam.  
Specular reflector for medium - narrow beam.

### Photometric data



## CL I

CODE	DESCRIPTION	LAMP TYPE	WEIGHT (kg)	PACKING (pcs.)	PALLET (pcs.)	CBMS
50903	NIK <input type="checkbox"/> CRL peened - Black	MD (JM-TS) 150W 3.000 K	5,60	1	104	0,0158
50904	NIK <input type="checkbox"/> CRL peened - Silver	MD (JM-TS) 150W 3.000 K	5,60	1	104	0,0158
50905	NIK <input type="checkbox"/> CRL peened - Titanium	MD (JM-TS) 150W 3.000 K	5,60	1	104	0,0158
52606	NIK <input type="checkbox"/> CRL peened - White	MD (JM-TS) 150W 3.000 K	5,60	1	104	0,0158
50906	NIK <input type="checkbox"/> CRL specular - Black	MD (JM-TS) 150W 3.000 K	5,60	1	104	0,0158
50907	NIK <input type="checkbox"/> CRL specular - Silver	MD (JM-TS) 150W 3.000 K	5,60	1	104	0,0158
50908	NIK <input type="checkbox"/> CRL specular - Titanium	MD (JM-TS) 150W 3.000 K	5,60	1	104	0,0158
52600	NIK <input type="checkbox"/> CRL peened - Black	MD (JM-TS) 150W 4.200 K	5,60	1	104	0,0158
52601	NIK <input type="checkbox"/> CRL peened - Silver	MD (JM-TS) 150W 4.200 K	5,60	1	104	0,0158
52602	NIK <input type="checkbox"/> CRL peened - Titanium	MD (JM-TS) 150W 4.200 K	5,60	1	104	0,0158
52607	NIK <input type="checkbox"/> CRL peened - White	MD (JM-TS) 150W 4.200 K	5,60	1	104	0,0158
52623	Body <input type="checkbox"/> CR peened - Black	MD (JM-TS) - SD (SAP-TS) 150W	5,60	1	104	0,0158
52624	Body <input type="checkbox"/> CR peened - Silver	MD (JM-TS) - SD (SAP-TS) 150W	5,60	1	104	0,0158
52625	Body <input type="checkbox"/> CR peened - Titanium	MD (JM-TS) - SD (SAP-TS) 150W	5,60	1	104	0,0158
CE 52680	Body peened - Black	Halogen 300W	3,53	1	104	0,0158
CE 52681	Body peened - Silver	Halogen 300W	3,53	1	104	0,0158
CE 52682	Body peened - Titanium	Halogen 300W	3,53	1	104	0,0158
CE 52683	Body peened - White	Halogen 300W	3,53	1	104	0,0158

## CL II

CODE	DESCRIPTION	LAMP TYPE	WEIGHT (kg)	PACKING (pcs.)	PALLET (pcs.)	CBMS
52800	Body <input type="checkbox"/> CR peened- Black	MD (JM-TS) - SD (SAP-TS) 70W	5,30	1		0,0158

## ACCESSORIES AND SPARE PARTS

CODE	DESCRIPTION	WEIGHT (kg)	PACKING (pcs.)	COLOUR	CBMS
<b>WALL SUPPORTS</b>					
60270	Complete of floodlight fixing bracket			Black	—
60271	Complete of floodlight fixing bracket			Silver	—
60272	Complete of floodlight fixing bracket			Titanium	—
60273	Complete of floodlight fixing bracket			White	—
<b>POLE SUPPORTS</b>					
60280	For 1 floodlight Ø pole 60 mm.			Silver	—
60281	For 2 floodlights Ø pole 60 mm.			Silver	—
60282	For 3 floodlights Ø pole 60 mm.			Silver	—
60101	Bracket 600 mm.	2,70	1	Silver	—
60099	Bracket 600 mm.	2,70	1	Black	—
60108	Bracket 1.000 mm.	3,93	1	Black	—
60255	Grille	0,160	1	Black	—
60256	Louvre	0,280	1	Black	0,0013
08129	Glass	0,340			—

