



# GX6 GX9 GX12 window/wall exhaust fans

- Kitchens
- Utility Rooms
- Small Offices
- Pubs & Restaurants



## Features

- High performance axial fan, suitable for direct ventilation to outside.
- Stylish design, in white finish to blend with modern decor.
- Easy to install and suits a wide range of applications.
- GX6, GXC6, GXC9 are suitable for air extraction only.
- GX9, GX12 are suitable for air extraction and air intake.
- Silent shutter operation via thermal actuator, except for GXC6.
- Trickle ventilation facility for background ventilation when not in use.
- Clip off front cover and shutters for easy cleaning and maintenance.
- Front cover grille guards against children's fingers.
- Moderate to low operating noise level.
- Motor lubricated for life and fitted with a thermal cut-out.
- Complies with EMC requirements and Australian Standard AS/NZS 3350.
- 1 year warranty.

## Accessories

- DT20 – time delay switch controller.
- XRH – humidity sensor unit.
- FR22/30 – single fan controller.
- EC6H – single or group fan controller.
- XPIR – remote passive infrared sensor unit.
- AQS – air quality sensor unit.
- GLX20 – 508mm long ladder strips.

## Accessories exclusive to GX6 and GXC6

- WK6/8 – 200mm wall ducting kit.
- WK6/11 – 280mm wall ducting kit.

## Accessories exclusive to GX9, GXC9

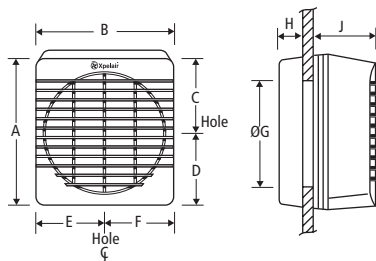
- WK9/8 – 200mm wall ducting kit.
- WK9/11 – 280mm wall ducting kit.
- PG9 – exterior protective grill.

## Accessories exclusive to GX12

- WK12/8 – 200mm wall ducting kit.
- WK12/11 – 280mm wall ducting kit.
- PG12 – exterior protective grill.

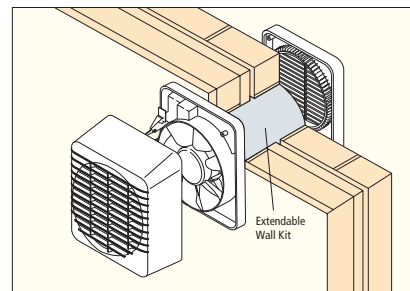
For more details see accessories page 8.

## Dimensions

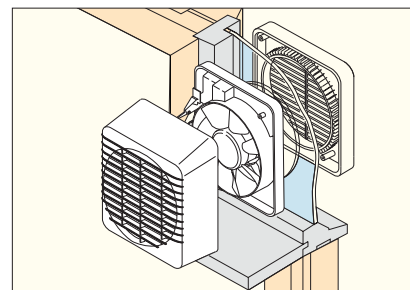


	GX6	GX9	GX12
A	226	312	408
B	210	294	380
C	119	165	216
D	107	147	192
E	109	147	190
F	101	147	190
G Window hole dia.	184	257	324
H	32	32	34
J	112	117	161
Weight (Kg)	1.9	4.0	7.9

## Installation

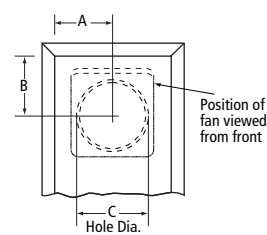


Wall Mounting



Window Mounting

## Installation Dimensions



	GX9/GXC9	GX12
A	205 min	229 min
B	205 min	229 min
C Ø Hole in window	257	324

## Specifications

Product Reference	Sound Pressure (dbA) at 3m		Extract Performance (FID) at 240V-50Hz				Intake Performance (FID) at 240V-50Hz				Power Usage (Watts)	Installation Options	Switching Operation (Switch not included)
	H Speed	L Speed	H speed	L Speed	H speed	L Speed	H speed	L Speed	H speed	L Speed			
<b>GX6 High Performance Axial Fans</b>													
GXC6-MK3	33.5		76		275						37	Window/Wall/Ducted	Pull cord
GX6-MK3	33.5		76		275						37	Window/Wall/Ducted	Remote
<b>GX9/GX12 High Performance Axial Fans</b>													
GXC9	44		161		580						20	Window/Wall/Ducted	Pullcord
GX9	49	30	200	170	720	615	129	116	465	420	45	Window/Wall/Ducted	Remote
GX12	51.5	32	450	333	1620	1200	294	232	1060	835	90	Window/Wall/Ducted	Remote

Please refer to Xpelair Fan Selection Guide on page 9. For full details on the accessory range see page 8.