

Sentry

IP65



PX model



Standard model

Sentry flood is an economical symmetric 250W to 400W integrally ballasted floodlight suitable for both metal halide or HP sodium lamps. Sentry is made from a pressure die cast aluminium with separate gear housing,

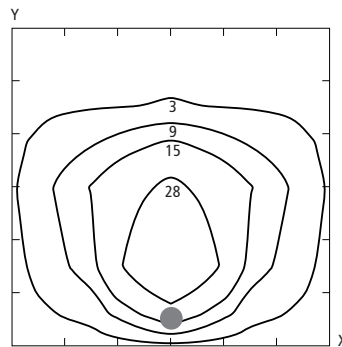
making it ideal for many commercial applications.

Applications

- Car Parks
- Area Lighting
- Pedestrian Crossings
- Security Lighting
- Building Facades
- Sign Lighting

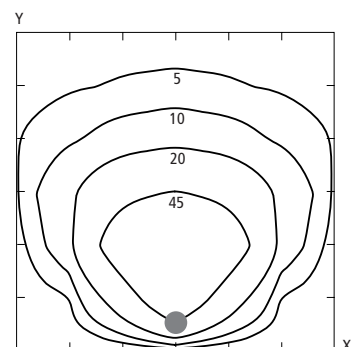


Photometric design data

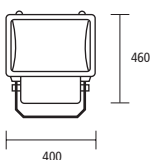


Horizontal illumination – Sentry SEN250SONTPX
 Mounting height – 7.5m Area – 36m x 36m
 X increments = 6.0m Y increments = 6.0m
 Plane height = 0.0m Aiming angle – 60°
Windage – 0.16 m² **Weight** – 10.6 kg

Wired to AS3137 and EMC approved
 Note: PX version has a narrow horizontal beam suitable for pedestrian crossings



Horizontal illumination – Sentry SEN400SONT
 Mounting height – 7.5m Area – 36m x 36m
 X increments = 6.0m Y increments = 6.0m
 Plane height = 0.0m Aiming angle – 60°
Windage – 0.16 m² **Weight** – 12.0 kg



Product reference

Lamp ordered separately

SEN250SONT	NAVT250/HQIT250/D	HPF
SEN250SONTPX	NAVT250/HQIT250/D	HPF
SEN400SONT	NAVT400/HQI-BT400/D	HPF
SEN400SONTPX	NAVT400/HQI-BT400/D	HPF

Accessories

SENSHLD35LAT	lateral shield 35°
SENSHLDLRH35	side shield 35°
SENSHLDTOP25	top shield 25°
SEN/G	mesh guard
SEN/LOU	louvre